

DESIGNED *for* YOU

mobliberica

Gavi
Nai
Lisse
Silueta
Plec
Tul
Esla
Aresta
Rolling



Mobliberica Design Team

A team of architects, industrial designers and graphic designers with very different hobbies and personalities but who share a huge passion for design and good music. Creative minds capable of designing and developing a project from scratch, or, with their coordination and technical knowledge, making it possible for an external designer's sketch to become a piece ready for production.

Lisse, Plec, Tul, Esla, Aresta, Rolling



Dsignio

We are Dsignio, a studio where we have been designing products full of emotion, ingenuity and passion since 2002. These products tell stories, that take us to other places, that remind us of good times, that invite us to play... In short, we design objects that make you feel good and that is something that motivates us every day to continue working. From our studio in Madrid we are lucky enough to work for European companies that sell our designs in more than 100 countries and exhibit them regularly at fairs around the world.

Nai



Yonoh studio

Yonoh is a design studio founded in 2006 by Clara del Portillo and Alex Selma, in Valencia, Spain. Uniting their creative inquisitiveness they create work on product graphic and interior design. Yonoh works on projects that differ for their simplicity and functionality, designs that exude freshness and uniqueness. During its career Yonoh has been awarded with the most prestigious design prizes worldwide as Red Dot, IF design award, Good Design or Wallpaper* Design Award among others.

Silueta



Arnau-Reyna

We are Ramón Arnau (1984, Denia) and Mariola Reyna (1985, Valencia) we met studying Architecture in 2003, while finishing this career, our passion for furniture design led us to continue studying Industrial Design together. We design products that connect with the user and the spaces they inhabit. We start from simple ideas that evolve through the design process. Timeless pieces that are not influenced by passing trends.

Gavi

CHAIRS

Gavi
Chair



Pages, 07 - 11

Nai
Chair



Pages, 25 - 29

Nai
Chair



Pages, 17 - 21
Pages, 35 - 39

Lisse
Chair



Pages, 45 - 49

Lisse
Stool



Pages, 67 - 71

Silueta
Chair



Pages, 61 - 65

Silueta
Chair with arms



Pages, 55 - 59

TABLES

Plec
Table



Pages, 07 - 15

Tul
Table




Pages, 35 - 43

Esla
Table



Pages, 25 - 33

Aresta
Table - Coffee table



Pages, 45 - 53

Pages, 55 - 57

Pages, 61 - 63

Rolling
Coffee table



Pages, 73 - 75

Gavi · Plec



Gavi



Upholstered shell and seat.
Double density foam seat.
Metal foot Ø16 mm.
Wagner® Quickclick® glides with replaceable insert.

Design · Arnau-Reyna

height
80 cm

seat height
47,5 cm

width
59,5 cm

depth
56,5 cm

back and seat
upholstery · SER 04

legs
lacquered steel · EP 2476

ref.
412301

Chair

Gavi

9



mobliberica



With an exceptional balance of sophistication and comfort, the Gavi upholstered chair stands as an icon of elegance designed to provide excellent comfort in a variety of settings, from contract and public spaces to residential environments.

The Arnau-Reyna studio, behind its creation, found inspiration in the anatomy of bird wings to shape the distinctive arms of this chair, giving it a unique and distinctive aesthetic.



Plec



Top made of ceramic laminated with glass.
Opening without leg movement.
Synchronised central opening.
Extension in book format with integrated handle for semi-automatic opening.
Foot in 8 mm folded steel sheet.

height
75 cm

length
180 to 300 cm

width
100 to 120 cm

top
ceramic · DC 706

structure and legs
lacquered steel · EP 2476

ref.
508201

Design · Mobliberica Design Team





Top with straight edges:
Ref. 5082 (fixed): Lengths: 180 to 300 cm / Widths: 100, 110, 120 cm
Ref. 5083 (ext.): Lengths: 180(240) to 240(300) cm / Widths: 100, 110, 120 cm



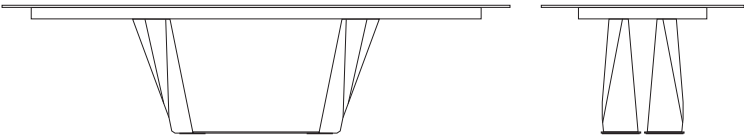
Top with rounded edges:
Ref. 508201 (fixed): Lengths: 180 to 300 cm / Widths: 100, 110, 120 cm
Ref. 508301 (ext.): Lengths: 180(240) to 240(300) cm / Widths: 100, 110, 120 cm

The collection presents an exceptionally elegant range of tables that are distinguished by their design and functionality. With a total of 39 fixed table sizes and 27 extendable table sizes, this collection offers a wide variety for different needs and spaces.

The main feature of these tables is their base, which has been carefully designed and manufactured using an innovative 8 mm folded steel sheet.

The functionality of the extendable tables is highlighted by an ingenious synchronised central opening system, which means that the extension process is carried out harmoniously and without displacement of the legs. This detail not only contributes to the stability of the table, but also enhances the user experience by providing comfort and ease of use.

Ref. 5082 / 5083 / 508201 / 508301 / 508202 / 508302



Top with organic shape:
Ref. 508202 (fixed): 240x120 / 270x120 / 300x120 cm
Ref. 508302 (ext.): 240(310)x120 / 270(350)x120 / 290(350)x120 cm

Nai · Plec



Nai



Upholstered seat and armrest.
Armrest with seams.
Seat and armrest filled with polyurethane foam of different densities.
Possible combination of fabrics between seat and arm upholstery.
Ø20 mm metal foot.
Thermoplastic Polyurethane (TPU) glides with integrated felt base.

Design · Dsignio

height
82,5 cm

seat height
48 cm

width
59,5 cm

depth
58 cm

seat
upholstery · ROH 27

armrest
upholstery · LTN 09

legs
lacquered steel · EP 2471F

ref.
412510

Chair

Nai

19



mobliberica



Nai is inspired by the gesture we form with our hands when we want to protect something delicate: we place one hand on top of the other, surrounding the object we want to take care of. Based on this idea, Dsignio has interpreted the shapes of the hands to create two upholstered shells that overlap and envelop the user of the chair, delicately protecting him or her.

The carefully designed ergonomics and the foams used in the upholstery enhance comfort. The armrest, which surrounds the backrest, allows the user to turn around to converse with someone next to him or her and to get up easily.



Plec



Top made of ceramic laminated with glass.
Opening without leg movement.
Synchronised central opening.
Extension in book format with integrated handle for semi-automatic opening.
Foot in 8 mm folded steel sheet.

height
75 cm

top
ceramic · CC 631

length
180 to 300 cm

structure and legs
lacquered steel · EP 2471F

width
100 to 120 cm

ref.
508201

Design · Mobliberica Design Team

Table

Plec

23



Gavi · Esla



Gavi



Upholstered shell and seat.
Double density foam seat.
40x20 mm oval section metal foot.
Thermoplastic Polyurethane (TPU) glides with integrated felt base.

Design · Arnau-Reyna

height
80 cm

seat height
47,5 cm

width
59,5 cm

depth
56,5 cm

back and seat
upholstery · ENI 91

legs
lacquered steel · EP 2488F

ref.
412312

Chair

Gavi



mobliberica



The Gavi chair's most striking feature remains in the way it embraces the user, offering an enveloping experience that goes beyond simple functionality. The curved, welcoming shape of its arms not only adds a touch of elegance, but also brings a distinctive character to any space in which it is placed.

The versatility of the chair collection designed by Arnau-Reyna lies in the two types of foot and seat which, together with our wide range of finishes, allow us to satisfy the needs of any project.



Esla



Top made of ceramic laminated with glass.
Central opening with sliding legs.
Legs with wheels for easy movement.
Rubber wheels to avoid scratching and noise.
The integrated handle allows a semi-automatic opening of the extensions.

height
75 cm

length (ext.)
180 (240) to 240 (300) cm

width
100 to 120 cm

top
ceramic · DC 705

structure and legs
lacquered steel · EP 2488F

ref.
5012

Table

Esla

31





Round top (ref. 5010)
Ø125 (165x125) / Ø140(185x140) / Ø150(200x150) cm

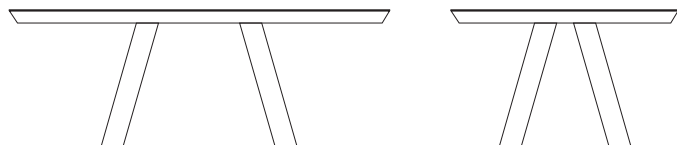


Top with rounded edges (ref. 5011)
Lengths: 180(250) to 240(320) cm / Widths: 100, 110 cm

The Esla collection of extendable tables is available in three different shapes of high-tech ceramic top, with a total of 13 different sizes. These shapes are: rectangular with rounded edges, round and oval.

The top opening is central with sliding feet. The legs are fitted with rubber wheels to avoid noise and scratching. Both the table edge and the aluminium slide are lacquered in the same colour as legs.

Ref. 5010 / 5011 / 5012



Oval top (ref. 5012)
Lengths: 180(240) to 240(320) cm / Widths: 100, 120 cm

Nai · Tul



Nai



Upholstered seat and armrest.
Seat and armrest filled with polyurethane foam of different densities.
Possible combination of fabrics between seat and arm upholstery.
Ø20 mm metal foot.
Thermoplastic Polyurethane (TPU) glides with integrated felt base.

Design · Dsignio

height
82,5 cm

seat height
48 cm

width
59,5 cm

depth
58 cm

seat
upholstery · RIC 357

armrest
upholstery · RIC 357

legs
lacquered steel · EP 2476

ref.
412500

Chair

Nai

37



mobliberica



The possibility of combining different upholsteries in the seat and armrest permits a great deal of personalisation, making it easy for the chair to adapt to any ambience. It is a versatile piece that has a place both in the home and in contract spaces and features details in the stitching that recall the artisan work of master upholsterers.

In addition, the internal metal structure gives the chair the necessary robustness to ensure that Nai has a long life, whether in public or private spaces.



Tul



Top made of ceramic laminated with glass.
Synchronised central opening without leg movement.
Extension in book format with integrated handle.
Aluminium slide same colour as the folded sheet.
It is possible to choose different colours for both the metal sheets and 60x60 cm tube structure.

Design · Mobliberica Design Team

height
75 cm

length (ext.)
180 (240) to 240 (300) cm

width
100 to 120 cm

top
ceramic · DC 706

60x60 cm tube
lacquered steel · EP 2467F

metal sheet
lacquered steel · EP 2476

ref.
508611





Top with straight edges:

Ref. 508600 (fixed): Lengths: 180 to 300 cm / Widths: 100, 110, 120 cm
Ref. 508610 (ext.): Lengths: 180(240) to 240(300) cm / Widths: 100, 110, 120 cm



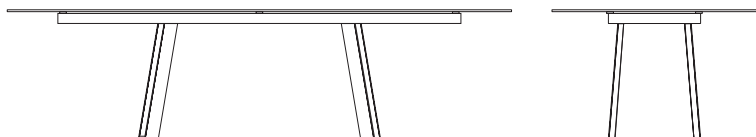
Top with rounded edges:

Ref. 508201 (fixed): Lengths: 180 to 300 cm / Widths: 100, 110, 120 cm
Ref. 508611 (ext.): Lengths: 180(240) to 240(300) cm / Widths: 100, 110, 120 cm

The Tul table collection is distinguished by its versatility and elegance, offering a wide variety of options in fixed and extendable sizes. These tables are available in three top shapes to suit different environments and preferences: rectangular, oval and organic shape for a distinctive and contemporary touch.

In total, the collection comprises 39 fixed and 27 extendable sizes, making it possible to find the perfect option for any space, be it a family dining room, a meeting room or a more casual setting.

Ref. 508600 / 508610 / 508601 / 508611 / 508602 / 508612



Top with organic shape:

Ref. 508602 (fixed): 240x120 / 270x120 / 300x120 cm

Ref. 508612 (ext.): 240(310)x120 / 270(350)x120 / 290(350)x120 cm

Lisse · Aresta



Lisse



Ergonomic backrest made of injected foam.
Upholstered backrest and seat.
Metal foot Ø16 mm.
Wagner® Quickclick® glides with replaceable insert.

Design · Mobliberica Design Team

height
83 cm

seat height
46,5 cm

width
47,5 cm

depth
54 cm

back and seat
upholstery · RIT 095

legs
lacquered steel · EP 2471F

ref.
412401




mobliberica



Lisse, a creation inspired by the charming villa that bears its name and is distinguished as the quintessential home of tulips, emerges as a sublime fusion of comfort and elegance. The chair features a seat with an organic shape that evokes the delicacy of a petal, providing exceptional comfort. This design is not only aesthetically pleasing, but is also committed to providing an ergonomic experience that goes beyond appearance.

The lightness of the chair's legs, resembling the stem of a flower, adds a distinctive touch to its aesthetics. This detail not only contributes to Lisse's elegant appearance, but also makes it easy to integrate into any space configuration. Whether in a classic or contemporary setting, Lisse's versatility allows it to fit harmoniously into a variety of interior styles and designs.



Aresta



Top made of ceramic laminated with glass.
Structure made of aluminum and reinforcements and screws made of stainless steel.
Structural section of 3.5 x 3.5 cm.
Available heights: 30, 40, 55, 75 and 90 cm.

height 75 cm	top ceramic · CC 635
length 80 to 300 cm	structure and legs lacquered steel · EP 2471F
width 80 to 120 cm	ref. 5084

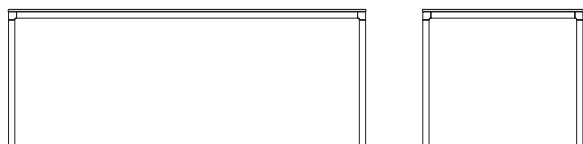




Versatility is a strong feature of the Aresta collection, offering no less than 39 different sizes in the dining table option (ref. 5084) and 37 in the coffee table option (ref. 6024). This wide variety makes the collection perfect to suit a variety of settings, whether in residential, contract or office environments.

A distinctive element of these tables is the 35×35 mm structural tube, which contributes significantly to the lightness of the design. Despite their lightweight structure, these tables are surprisingly stable, guaranteeing reliable support in any situation. This combination of lightness and stability adds a distinctive value to the collection.

Ref. 5084 / 6024



Available in 5 heights: 30 / 40 / 55 / 75 / 90 cm.

Ref. 5084: Lengths: 80 to 300 cm / Widths: 80, 90, 100, 110, 120, 140 cm

Ref. 6024: Lengths: 60 to 240 cm / Widths: 60, 80, 90, 100, 110, 120, 140 cm



Silueta · Aresta



Silueta



Seat and backrest lacquered finishes:

- Lacquer RO: ash wood.

- Lacquer W: MDF.

Stackable (x3).

Metal foot Ø16 mm.

Wagner® Quickclick glides with replaceable insert.

Design · Yonoh studio

height
77,5 cm

seat height
46 cm

width
58 cm

depth
56,5 cm

back and seat
wood · RO 730

structure
lacquered steel · EP 2471F

ref.
412610

Chair

Silueta

57



mobliberica



The Silueta collection, created by Yonoh Studio, presents a proposal that combines functional design and refined aesthetics. Inspired by the human form, the Silueta chair stands out for its soft and sinuous lines, which provide a sense of visual and physical comfort. Its metal structure, made from Ø16 mm tubing, offers robustness and allows for stacking, making this piece an ideal choice for a variety of spaces.

With its timeless design and customizable options, the Silueta collection establishes itself as a piece that stands out for both its functionality and sophisticated aesthetics.



Silueta · Aresta



Silueta



Upholstered seat and backrest with polyurethane foam filling.
Stackable (x3).
Metal foot Ø16 mm.
Wagner® Quickclick glides with replaceable insert.

Design · Yonoh studio

height
77,5 cm

seat height
46 cm

width
49 - 58 cm


depth
57 cm

back and seat
upholstery · CAL 602

structure
lacquered steel · EP 2462F

ref.
412602 - 412612





1. Ref. 412600



2. Ref. 412610



3. Ref. 412601



4. Ref. 412611

The design balances elegance and versatility, offering multiple configurations to suit different styles and needs:


1. Chair with lacquered wood seat and back.
2. Chair with armrests and lacquered wood seat and back.
3. Chair with upholstered seat and lacquered wood back.
4. Chair with armrests, upholstered seat and lacquered wood back.
5. Fully upholstered chair (seat and back).
6. Fully upholstered chair with armrests.

In the upholstered versions, the seat features medium density D-30 extra hard polyurethane foam, while the backrest incorporates soft D-28 polyurethane foam, guaranteeing a perfect balance between support and comfort.


For models with lacquered seat and back, the available finishes are:

- RO lacquered, made in ash wood.
- Lacquered W, in high quality MDF.

The design includes Wagner® Quickclick® glides, with replaceable insert for extended durability and surface care. The felt insert will be shipped as standard.



5. Ref. 412602



6. Ref. 412612

Lisse

Stool

Lisse

67



Lisse



Ergonomic backrest made of injected foam.
Upholstered backrest and seat.
Metal foot Ø16 mm.
Wagner® Quickclick® glides with replaceable insert.

height
102,5 cm

seat height
66,5 cm

width
47,5 cm

depth
54 cm

back and seat
upholstery · LIB 40

legs
lacquered steel · EP 2471F

ref.
3033

Design · Mobliberica Design Team

Stool

Lisse

69



mobliberica



The lightness of the stool's legs, resembling the stem of a flower, adds a distinctive touch to its aesthetics. This detail not only contributes to Lisse's elegant appearance, but also makes it easy to integrate into any space configuration. Whether in a classic or contemporary setting, Lisse's versatility allows it to fit harmoniously into a variety of interior styles and designs.



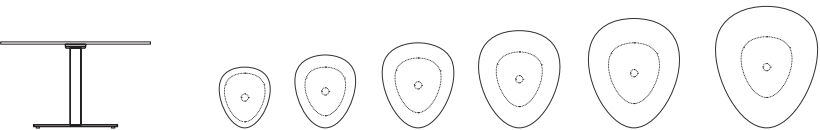
Rolling



Rolling



Ref. 6027 / 6028 / 6029



Steel base (40x33 cm, 45x38 cm and 50x42 cm).
Available in three heights: H-33, H-40 and H-55 cm.
Ø6 cm steel tube.

height 40-55 cm	tops ceramic · DC 705
top 01 70x59 cm	structure and legs lacquered steel · EP 2461F
top 02 80x67 cm	ref. 6028

Design · Mobliberica Design Team



mobliberica

Mobiliario Auxiliar de Diseño, S.L.

T. (0034) 965 407 005

Ctra. N340, Km. 704,4

03330 Crevillent (Alicante) Spain

info@mobliberica.com

www.mobliberica.com

Copyright / Mobliberica © 2025



DESIGNED *for* YOU

ES

mobliberica.com